




# **COVID-19 Safety and Quarantine Guidelines for International Students**

May 2021



Ministry of Education



# Table of Contents

<b>1. Basic Disease Prevention Guidelines .....</b>	<b>1</b>
<b>2. Attending Schools .....</b>	<b>4</b>
<b>3. In Daily Life.....</b>	<b>5</b>
<b>4. Working a Part-time Job .....</b>	<b>7</b>
<b>Reference .....</b>	<b>11</b>



This booklet was produced and translated into multiple languages, based on the “COVID-19 Prevention Guidelines for College and University Students”, to prevent and protect international students in Korea from being infected by COVID-19.



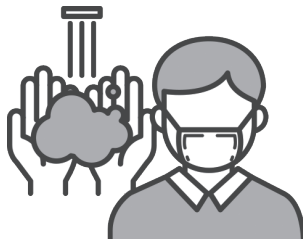
# 1. Basic Disease Prevention Guidelines



► **Individual compliance with disease prevention guidelines is very important for preventing the spread of COVID-19.**

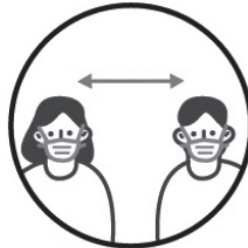
- Follow the important guidelines below in your daily life to combat the spread of COVID-19.

## Important Guidelines for COVID-19 Safety



### [Guideline 1]

Always wear a mask and wash your hands frequently.



### [Guideline 2]

Practice strict social distancing.



### [Guideline 3]

Receive testing promptly if you have symptoms or have reason to suspect you are infected.



### [Guideline 4]

Stay away from places that are crowded and unventilated.



### [Guideline 5]

Have your meals in a designated place without talking.



► **Regardless of your immigration status or nationality, if you meet the criteria for individuals requiring COVID-19 testing specified below, you can receive a free COVID-19 test. If you have contracted COVID-19 in Korea,\* the cost of your treatment and quarantine will also be free,\* so seek testing immediately if you develop symptoms.**

\* As per the reciprocity principle, if you've been infected while abroad (tested positive during self-quarantine in Korea after arriving from overseas), the costs of quarantine and treatment will be fully covered, partially covered, or not covered, depending on your country of citizenship.

\*\* If you have contracted COVID-19 due to your own negligence, for example failure to follow quarantine guidelines or change quarantine facilities, you may not be eligible for coverage of quarantine/treatment costs.

## Individuals Requiring Free COVID-19 Testing



<b>Suspected patients</b>	An individual who develops clinical symptoms of COVID-19 within 14 days after contact with a confirmed patient
<b>Symptomatic persons requiring testing</b>	<ul style="list-style-type: none"> <li>① Individuals suspected of having COVID-19 based on the opinion of a doctor regarding their clinical symptoms</li> <li>② Individuals who exhibit clinical symptoms of COVID-19 within 14 days after returning to Korea from overseas travel</li> <li>③ Individuals recognized as requiring testing for being epidemiologically linked to a case of mass transmission in Korea</li> </ul>

Key clinical symptoms: Fever (above 37.5°C), coughing, difficulty breathing, chill, muscular pain, headache, sore throat, diminished sense of smell/taste, pneumonia

# 1. Basic Disease Prevention Guidelines



※ If you fit into any of the above categories, you can receive free COVID-19 testing regardless of the level of social distancing enforced, any epidemiological link, presence of any symptoms, and region. This policy will remain in place until further notice. Foreign nationals are also eligible for free COVID-19 testing. For the locations of screening clinics where you can get tested for free, dial **1339** (area code+120) or contact your local health center.

**If you fit into any of the categories below, you are considered a symptomatic person requiring testing urgently.**

- ① If any members of your household have clinical symptoms of COVID-19
- ② If you have been in contact with any individuals (family members, friends, acquaintances, etc.) who have returned from overseas within the last 14 days
- ③ If you have visited any place where local transmission has occurred
- ④ If you have tested positive in an emergency screening test or a rapid antigen test



## 2. Attending Schools



► **(Before)** Assess your condition at home before going to school. If you think you might have symptoms, stay at home and contact your professor and school.

- Get tested at a nearby screening clinic or temporary screening clinic.

※ Before going to a screening clinic with COVID-19 symptoms, call the **1339** Call Center (area code+120) or a local health center. You must wear a mask on your way to the screening clinic. Please avoid using public transport, if possible.

- Even if you test negative, stay home and monitor yourself while you have symptoms.

- Once your symptoms have improved, contact your professor and school before returning to school.

※ Go back to a screening clinic if your fever (above 38°C) persists or your symptoms worsen.

### Do Not Go to School in Any of the Following Circumstances

① If you've been instructed by the health authorities to self-quarantine, please stop attending school and self-quarantine at home for two weeks.

② If anyone you're living with is self-quarantining, do not attend school until that person's self-quarantine is over.

※ If a person you're living with has been sent to a separate quarantine facility on instruction to ensure you have no contact with that person, you may go to school.

③ If you or someone you're living with receives testing for suspicious symptoms, do not go to school until your test results have been returned.

► **(During)** Always wear a mask when at school. Practice social distancing in class by leaving an empty seat between you and the next student.

- Avoid any kind of gatherings where eating takes place. Go home immediately when school is finished.


► **(After)** If you experience any symptoms such as fever or respiratory symptoms, let your professor and school know immediately.

- Get tested at a nearby screening clinic. Share your test results with your professor and school as soon as you get them.

## 3. In Daily Life

### In the Dormitory



- Practice strict personal hygiene to prevent the spread of COVID-19. Wash and sanitize your hands frequently.
- Unless absolutely necessary, avoid visiting other buildings, floors, and rooms. Never share a meal with someone else in a dorm room.
- If you share a room with others, avoid talking to each other. If you have to talk, wear a mask and practice social distancing.
- Outside of your room, you should always be wearing a mask. Keep shared facilities like kitchens, laundries, and bathrooms from being crowded by using them at different times from others. Keep your stay in shared facilities to a minimum.
  - Avoid activities that are a risk of droplet transmission, such as eating and talking, in shared facilities.
  - If your dormitory allows you to cook, wear a mask while cooking. Have your meals in your own room or in a cafeteria fitted with partitions.
- If natural ventilation is possible, keep your windows open at all times. If keeping windows open at all times is difficult, ventilate at least three times per day.
- If you have any suspicious symptoms, such as a fever, please inform your dormitory administrator immediately and follow his or her instructions.
  - ※ Dormitory administrators will instruct potential COVID-19 patients to wear a mask and isolate in a segregated area before taking action as instructed by the  Call Center (area code+120) or a local health center.



## Being Around Others Outside of School



- Practice strict personal hygiene to prevent the spread of COVID-19. Always wash your hands upon arriving at home.
- If you or anyone you are living with have symptoms such as a fever or respiratory symptoms, keep a mask on even when in your bedroom, and avoid talking.
  - If you experience any symptoms that you suspect might be COVID-19, immediately visit a nearby screening center for testing.
- When cooking a meal with others, wear a mask while cooking. Minimize the risk of droplet infection by eating alone, not sharing food, and not talking while eating.
- If natural ventilation is possible, keep your windows open at all times. If keeping windows open at all times is difficult, ventilate your room at least three times a day.



## Small Gatherings (Club/Religious Activities)

- Try to take advantage of contactless (online) events. Do not attend activities if you have a fever or respiratory symptoms (coughing, sore throat, etc.).
- Always wear a mask. Keep a log of visitors (electronic or paper format) to verify any symptoms present (fever, respiratory symptoms, etc.) for a minimum of four weeks.
- Keep a distance of 2m from others (a minimum of 1m). This can be done by leaving an empty seat between you and the closest person.
- Do not engage in activities that generate droplets. This includes singing (choir activities), talking loudly, and praying.
- Do not eat in places outside of a designated dining facility. Do not share items such as towels and cups.
- Avoid gatherings and events (retreats, camps, religious gatherings) that involve contact with others. When holding such gatherings or events, strictly follow the quarantine guidelines.

## 4. Working a Part-time Job

### Policy on Part-time Employment of International Students



- **International students are not allowed to work unless they have been explicitly authorized to work part-time.**
  - In general, students are only permitted to engage in specific types of part-time work. International students cannot engage in part-time work in manufacturing, construction, and the E1-E7, E-9, and E-10 work categories.
    - ※ An international student who meets the eligibility requirements can be authorized to work in a specialized area (E1-E7). An international student with Level 4 TOPIK Korean language proficiency (Level 4 KIIP completed) can be authorized to work in manufacturing.
- **To receive authorization to work part-time, apply to an immigration office with all of the required documents, such as a standard employment contract, business registration certificate, and your university's verification of your part-time employment.**

### Authorization Process



#### Signing of an employment contract

An employment contract is established between an employer and an employee (standard employment contract with hourly rates specified)



#### University's verification of your part-time employment

Document to be prepared by an administrator at your university responsible for international students



#### Application

Apply online or in person with all the required documents



#### Authorization or rejection

If authorized, you will be issued a certificate (sticker).

- **Authorization of part-time work is only granted to international students with the required level of Korean language proficiency who remain dedicated to their education and are verified by their university's international students administrator.**
  - (International students enrolled in a degree program, D-2) As of the application date, your average grade for the last semester must be a C (2.0) or higher, and you must have achieved Level 3 or 4 TOPIK qualification (Level 3 and 4 KIIP completed).\*
  - \* Korean language proficiency requirements for part-time employment authorization
    - Associate degree programs and first-/second-year undergraduate students: Level 3 TOPIK (Level 3 KIIP completed) or higher
    - Third-/fourth-year undergraduate students and postgraduate students: Level 4 TOPIK (Level 4 KIIP completed) or higher
    - If enrolled in a program conducted in English, TOEFL 530 or higher is required regardless of student year
  - (Language study students, D-4) Your average attendance rate for all completed semesters must be 90% or higher, and you must have Level 2 TOPIK (Level 3 KIIP completed) or higher
  
- **Part-time employment is only permitted in weekly time allotments specified for the program in which you are enrolled.**
  - ※ Without the required Korean/English language proficiency, even if you are enrolled in a university of the International Education Quality Assurance System, your time allotments will be reduced by half.
    - (Language study students) Up to 20 hours a week (up to 25 hours if enrolled at an approved university)
  - ※ The time allotment of 20 hours per week applies to an entire semester, including weekends, public holidays, and school breaks. You can engage in part-time employment six months after arriving in Korea.
    - (Undergraduate students) Up to 20 hours per week (up to 25 hours per week if enrolled at an approved university)
  - ※ No time limit is applied to weekends, public holidays, and school breaks in a semester unless weekly time allotments are in place.
    - (Postgraduate students) Up to 25 hours per week (up to 30 hours per week if enrolled at an approved university)
  
- **If you perform work without authorization or violate the terms of your authorization, you may be deported or restricted from part-time employment as per the Immigration Control Act.**
  - ※ If you are found to be working in construction without authorization, you will be deported without warning.

## 4. Working a Part-time Job

### Quarantine Guidelines related to Part-time Employment



- Don't go to work if you have a fever or any respiratory symptoms (coughing, sore throat, etc.). If you develop symptoms such as a fever or a cough while at work, let your employer know immediately and return home wearing a mask.
  - Check your health condition on getting home. If suspicious symptoms persist, get tested at a nearby screening clinic. Let your professor and school know you have been tested.
  - ※ If you have clinical symptoms of COVID-19, contact the **1339** Call Center (area code+120) or a local health center before visiting a screening clinic. Make sure to wear a mask on the way there. Please avoid using public transport, if possible.
- Always wear a mask. Keep a distance of 2m (minimum 1m) from others, and wash/sanitize your hands frequently.
- Cover your mouth and nose with a tissue or sleeve when coughing or sneezing.
- Avoid activities that are a risk of droplet transmission (talking loudly, talking unnecessarily, talking on the phone). Avoid physical contact (handshaking, hugging, etc.).
- Your personal items, such as eating utensils, must not be shared with others. Keep your work clothes clean, and do not share them with others.
- Use a disposable cover for frequently used office equipment (phones, headsets, microphones) or disinfect them regularly.
- When eating at a workplace cafeteria, sit in a single row or in a zig-zag pattern. Never share food—take your own portion in a separate plate/bowl.
- Break rooms should not be used by multiple people at the same time. Avoid smoking in indoor smoking areas. Smoke in outdoor smoking areas.
- If natural ventilation is possible, keep windows open at all times. If keeping windows open at all times is difficult (such as when running air-conditioning), ventilate at least once every two hours.
- Avoid gatherings and group meals. Go home as soon as you finish work.

**Reference: The following organizations can answer inquiries about screening clinics and provide you with interpretation services**



- ▶ To find out the location of nearby screening clinics, call the KDCA Call Center on 1339. If you require interpretation services, call the Immigration Contact Center of the Ministry of Justice (1345), the Tourist Information Center (1330), or the Foreign Workers' Consultation Center of the Ministry of Employment and Labor (1577-0071).

Phone number	Operating hours	Consultation and languages available
1339 KDCA Call Center	24 hours	Linked to the Immigration Contact Center of the Ministry of Justice (1345)
1345 Ministry of Justice Immigration Contact Center	24 hours	English, Chinese
	09:00~18:00	Japanese, Vietnamese, Thai, Indonesian, Russian, Mongolian, Bengali, Pakistani, Nepalese, Cambodian, Burmese, French, German, Spanish, Filipino, Arabic, Sri Lankan
1330 Korea Tourism Organization Tourist Information Center	24 hours	English, Chinese, Japanese
	09:00~18:00	Vietnamese, Thai, Malaysian, Indonesian, Russian
1577-0071 Ministry of Employment and Labor Foreign Workers' Consultation Center	09:00~18:00	Vietnamese, Filipino (English), Thai (Laotian), Mongolian, Indonesian (East Timorese), Sri Lankan, Chinese, Uzbek, Kyrgyz, Pakistani, Cambodian, Nepalese, Burmese, Bengali

Working a Part-time  
Job

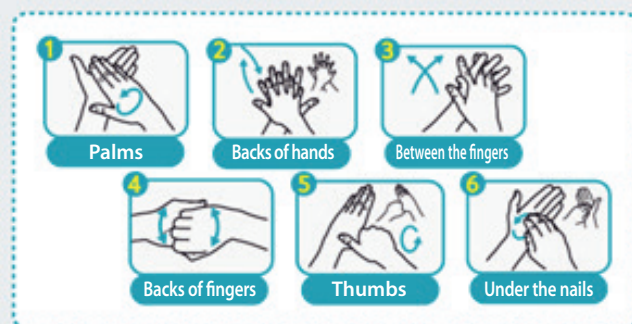


Korea Disease Control and  
Prevention Agency



**Wash thoroughly  
with soap for at least  
30 seconds**

[6 Steps of Correct Handwashing]



**Correct and frequent handwashing and covering up** when coughing can prevent many infectious diseases.

**Cover your mouth  
and nose with  
your sleeve when  
coughing!**

[Covering Up When Coughing]



Published Nov. 15, 2019

**Safety from  
COVID-19 + Influenza**

# Safety Guidelines for Persons with a Suspected Respiratory Infection

**General Guidelines**

- Wear a mask indoors and when in crowded outdoor areas.
- Wash hands thoroughly and frequently with soap under running water for at least 30 seconds.
- Avoid going outside unless absolutely necessary (such as to visit a hospital). Wear a mask if you have to go outside.
- Minimize contact with others and stay away from crowded public places.

**At Home**

- Stay in a segregated space. Keep 2 m distance from others.  
※ It's important to prevent contact with high-risk individuals like infants, the elderly, and people with chronic conditions.
- Keep items you use away from others (towels, eating utensils, mobile phone, etc.).
- Clean and disinfect frequently touched surfaces every day.

**Hospital Visits**

- If you have a fever or respiratory symptoms, please have them check at a screening clinic, respiratory clinic, or hospital.
- Before visiting a medical facility, contact them by phone to let them know your symptoms and make a booking.
- If possible, use your own car to get to the medical facility. Make sure to wear a mask.

**If You're Taking Antivirals for Influenza Treatment**

- Note any symptoms such as fever while you're taking your antiviral medication.
- Return to school or work only once your fever has cleared and no symptoms are present for 24 hours after taking your antiviral medication.
- If fever and respiratory symptoms persist for more than 24 hours after taking your antiviral medication, take a test application form to a screening clinic and receive a test.



## Self-quarantine Safety Guidelines for COVID-19 Patients



### Do not go outside. This will prevent further infection.

※ If you are required to self-quarantine under the Infectious Disease Control and Prevention Act, please follow the quarantine rules to prevent further infection.

\* You can be fined up to KRW 3 million in accordance with Article 80 (Penalties) if you violate the rules.



### Isolate yourself from others in a segregated space.

- Open your windows frequently in order to ventilate your room.
- Keep the door to your room closed when you do this.
- Have your meals alone.
- If possible, do not share your toilet and bathroom. (If your toilet and bathroom have to be shared, disinfect after each use with a household disinfectant such as bleach.)



### If you have to go outside, such as to visit a hospital, make sure to contact your local health center beforehand.



### Avoid contact with people you're living with. This includes talking with them.

- If you have to make contact, keep a distance of at least 2m while wearing a mask.



### Keep the items you use (towels, eating utensils, mobile phone, etc.) away from others.

- Wash clothes and bedding separately.
- Keep others from using your eating utensils. Wash them thoroughly after each use.



### Stick to the general safety guidelines.

- Practice good personal hygiene. Wash and sanitize your hands frequently.
  - Wear a mask if you get a cough.
- If you don't have a mask, cover your mouth and nose with your sleeve when coughing. Wash and sanitize your hands after coughing.

**A local health center will get in touch with you during your self-quarantine to stay up to date on your condition.**

**Keep a log of your fever and symptoms until your self-quarantine ends.**

#### Monitoring Symptoms

- Take your temperature every morning and evening.
- Your local health center will contact you at least twice a day. Let them know your temperature and any other symptoms.

#### Key Symptoms of COVID-19

- Fever (above 37.5°C)
- Tiredness
- Sore throat
- Respiratory symptoms (cough, breathing difficulty, etc.)
- Pneumonia





## Safety Guidelines for People Required to Self-quarantine



### Do not go outside. This will prevent further infection.

※ If you are required to self-quarantine as per the Infectious Disease Control and Prevention Act, please follow the quarantine rules to prevent further infection.  
\* You can be fined up to KRW 3 million in accordance with Article 80 (Penalties) if you violate the rules.



### Isolate yourself from others in a segregated space.

- Open your windows frequently in order to ventilate your room.
- Keep the door to your room closed when you do this.
- Have your meals alone.
- If possible, do not share your toilet and bathroom. (If your toilet and bathroom have to be shared, disinfect after each use with a household disinfectant such as bleach.)



### If you have to go outside, such as to visit a hospital, make sure to contact your local health center beforehand.



### Avoid contact with people you're living with. This includes talking with them.

- If you have to make contact, keep a distance of at least 2m while wearing a mask.



### Keep the items you use (towels, eating utensils, mobile phone, etc.) away from others.

- Wash clothes and bedding separately.
- Keep others from using your eating utensils. Wash them thoroughly after each use.



### Stick to the general safety guidelines.

- Practice good personal hygiene. Wash and sanitize your hands frequently.
- Wear a mask if you get a cough.
- If you don't have a mask, cover your mouth and nose with your sleeve when coughing. Wash and sanitize your hands after coughing.

**During your active monitoring period, your local health center will stay in touch to keep up to date on your condition. Please monitor your condition for 14 days following contact with a COVID-19 patient.**

### Self-monitoring for Symptoms

- Monitor your own condition. Keep track of any fever or respiratory symptoms.
- Measure your body temperature every morning and evening.
- Your local health center will contact you at least once a day. Let them know of any symptoms.

### Key Symptoms of COVID-19

- Fever (above 37.5°C)
- Tiredness
- Respiratory symptoms (cough, sore throat, etc.)
- Pneumonia



Ministry of Education